

# HOLDING OUT FOR A HERO

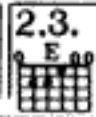
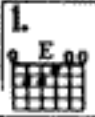
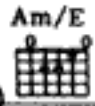
Words by DEAN PITCHFORD  
Music by JIM STEINMAN

Fast dance tempo (♩ = ca. 152)



life. —

*f*

1. E

2.3. E

First system of musical notation. It features a guitar part with two chord diagrams at the top: a C major chord (x32310323) and an E minor chord (02210002). The guitar part consists of a melodic line with a triplet of eighth notes in the first measure and a quarter note in the second measure. The piano accompaniment has a treble clef with a triplet of eighth notes in the first measure and a quarter note in the second measure, and a bass clef with a quarter note in the first measure and a quarter note in the second measure.

Second system of musical notation. It includes a vocal line with the word "Ooh" written below it. The guitar part has an E minor chord diagram (02210002) above the second measure. The piano accompaniment continues with the same rhythmic pattern as the first system.

Third system of musical notation. It includes a vocal line with the word "Ooh" written below it. The guitar part has an F major chord diagram (212321) above the first measure. The piano accompaniment continues with the same rhythmic pattern.

Fourth system of musical notation. It features two guitar chord diagrams: a C major chord (x32310323) and a G major chord (320033). The piano accompaniment concludes with a final measure. The instruction "Repeat ad lib. and fade" is written at the end of the system.

1. Where have all the good — men gone, — and where are all — the gods? —  
 2. Some - where af - ter mid - night, in — my wild - est fan - tas - y, —

*mf*

Where's the street - wise Her - cu - les — to fight —  
 some - where just — be - yond — my reach, — there's some -

**F**

— the ris - ing odds? — Is - n't there a white —  
 one reach - ing back for me. — Rac - ing on the thun -

**E** **Am/E** **E** **E7/G#** **Am**

— knight up - on — a fi - ery steed? —  
 der and — ris - ing with the heat, —

**Em**

Dm



Late at night I toss, and I turn, and I  
 it's gon - na take a su - per - man to

E



dream of what I need. I need a feet.  
 sweep me off my

1. To next strain 2.

Chorus:



I need a he - ro. I'm hold - ing out for a he -

Em



To Coda

F



ro 'til the end of the night. He's got - ta be strong, and he's got -

C



ta be fast, — and he's got — ta be fresh — from the fight. —



G Am



I need a he - ro. I'm hold - ing out for a he -



Em F



ro 'til the morn - ing — light. — He's got — ta be sure, — and it's got -

1.



C



ta be soon, — and he's got — ta be larg - er than life, —



G *D.C.* 2. F

larg - er than He's got - ta be sure, and it's got -

Detailed description: This system contains the first two measures of the piece. The vocal line starts with a G chord (000233) and a triplet of eighth notes. The piano accompaniment features a steady eighth-note bass line and a treble line with chords and eighth notes. A first ending bracket labeled '2.' spans the final two measures, which end with an F chord (133211).

Dm7 C G

- ta be soon, and he's got - ta be larg - er than life. \_\_\_\_\_

Detailed description: This system contains the next two measures. The vocal line continues with the lyrics. The piano accompaniment maintains the eighth-note bass line. The first measure has a Dm7 chord (202123), the second has a C chord (03210), and the third has a G chord (000233).

*To next strain* 3. F

I need a He's got - ta be sure and it's got -

Detailed description: This system contains the next two measures. The vocal line begins with the lyrics. The piano accompaniment continues with the eighth-note bass line. The first measure has a rest, and the second measure has an F chord (133211).

C G *D.S. 5/8*

- ta be soon, and he's got - ta be larg - er than life. \_\_\_\_\_ I need a

Detailed description: This system contains the final two measures. The vocal line concludes the lyrics. The piano accompaniment continues with the eighth-note bass line. The first measure has a C chord (03210) and the second has a G chord (000233). The system ends with a double bar line and the instruction 'D.S. 5/8'.

4.



He's got - ta. be sure, and it's got -

Dm7



*D.S. al Coda*

- ta be soon, and he's got - ta be larg - er than life. I need a

Am



he - ro. I'm hold - ing out for a he -

Em



ro 'til the end of the night.

Am  F/A 



*f*

Dm/A  Bm7-5/A 



Am  1. 2.



Am  Dm/A  Am  F 

Up where the moun-tains meet the heav-ens a-bove, \_ out where the light-ning splits \_

*mf*





Dm7



E7



the sea, I could swear there is some one, some where, watch -

Am



ing me. Through the wind, and the chill,

F



and the rain, and the storm, and the flood,

Dm7



E7



Am



I can feel his approach like a fire in my blood.

Ebdim



Musical notation for the first system, including treble and bass staves. The bass line features a *cresc.* marking.

Am/E



E



D.S.  $\text{ff}$

I need a

Musical notation for the second system, including treble and bass staves. The bass line features a *ff* marking.

F



Coda

Musical notation for the third system, including treble and bass staves. The bass line features a *mf* marking and the vocal line includes the word "Ooh".

C



Ooh

Musical notation for the fourth system, including treble and bass staves. The bass line features a *p* marking and the vocal line includes the word "Ooh".